



Sanborn Regional School District

Staff School Reopening Survey
July 2020 Return to School Surveys



Report created by
Panorama Education



Summary

Topic Description	Results
Preparing for Return to School	27%
Return-to-School Professional Needs	62%
Return-to-School Student Supports	19%
Social-Emotional Well-Being	60%

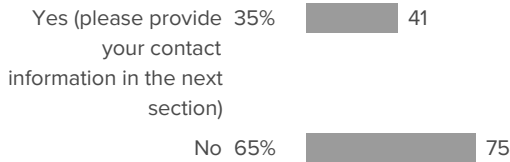
158 responses



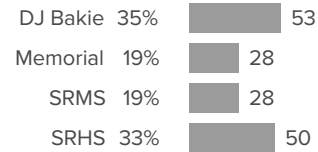
Finishing Up

How did people respond?

Q.1: If you knew that you would be able to get your current furniture back after the pandemic was over, would you be interested in getting individual student desks for your classroom for September?



Q.2: School you're teaching in come September





Preparing for Return to School

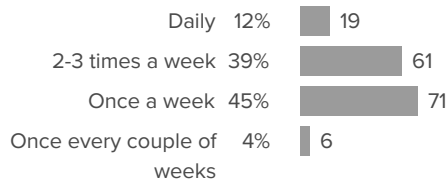
Your average

27%


158 responses

How did people respond?

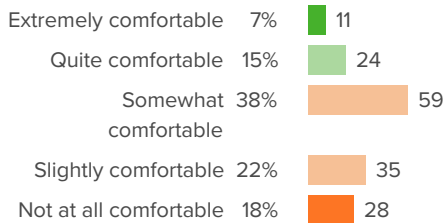
Q.1: How often would you like to receive communications from the school about school reopening details?



Q.2: Assuming appropriate safety measures are in place, what is your preference for returning to school in the fall?

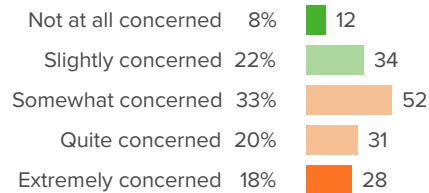


Q.3: If in-person learning resumes in the fall, how comfortable are you returning to school?




Favorable: **22%**

Q.4: If in-person learning resumes in the fall, how concerned are you about your physical health?




Favorable: **29%**

Q.5: If in-person learning resumes in the fall, how concerned are you about the health of someone in your household?



Favorable: **25%**

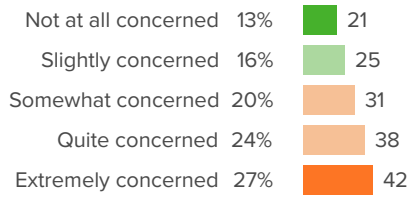
Q.6: If in-person learning resumes in the fall, how concerned are you about accessing personal protective equipment for classrooms?



Favorable: **32%**



Q.7: If in-person learning resumes in the fall, how concerned are you about accessing cleaning materials for classrooms?



Favorable: **29%**



Return-to-School Professional Needs

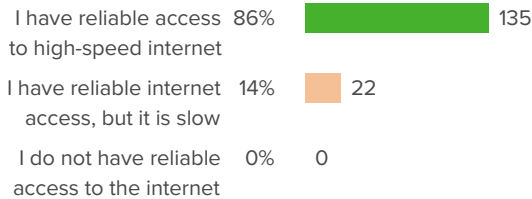
Your average

62%

158 responses

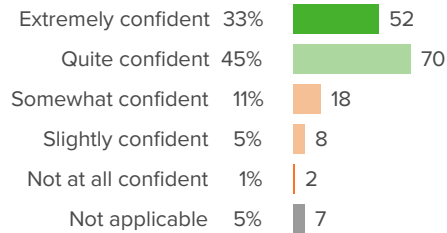
How did people respond?

Q.1: What best describes your typical internet access?



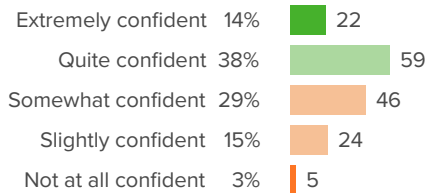
Favorable: **86%**

Q.2: If a form of distance learning continues in the fall, how confident are you in using the software your school provides to support distance learning?



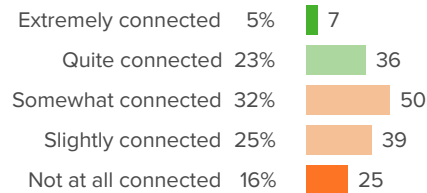
Favorable: **81%**

Q.3: If a form of distance learning continues in the fall, how confident are you that you can provide effective distance instruction?



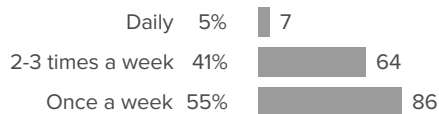
Favorable: **52%**

Q.4: How connected do you feel to your colleagues right now?



Favorable: **27%**

Q.5: How often do you want to connect with your colleagues as you prepare for returning to school?





Return-to-School Student Supports

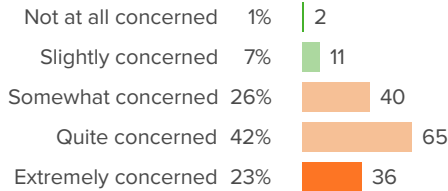
Your average

19%

158 responses

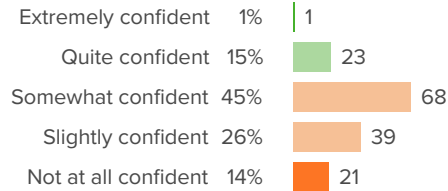
How did people respond?

Q.1: During distance learning in the spring, how concerned were you about your students' social-emotional well-being?



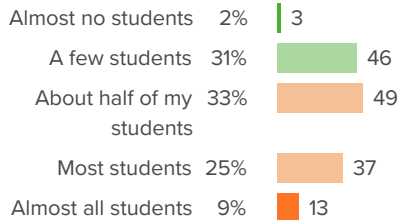
Favorable: **8%**

Q.2: How confident are you that your students made sufficient academic progress this spring?



Favorable: **16%**

Q.3: How many of your students do you think will need extra academic support upon returning to school in the fall?



Favorable: **33%**



Social-Emotional Well-Being

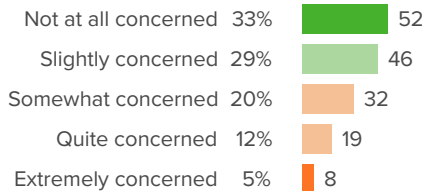
Your average

60%

158 responses

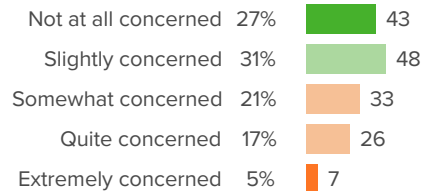
How did people respond?

Q.1: How concerned are you about your social-emotional well-being right now?




Favorable: **62%**

Q.2: How concerned are you about your physical well-being right now?




Favorable: **58%**

Q.3: How concerned are you about supporting people in your life (children, other family members, friends, loved ones) right now?



Favorable: **42%**

Q.4: How concerned are you about your job security?



Favorable: **46%**

Q.5: Do you have a colleague whom you can count on to help you, no matter what?



Favorable: **94%**